

Preston Hollow Market Report

December 2023

Preston Hollow

Single Family

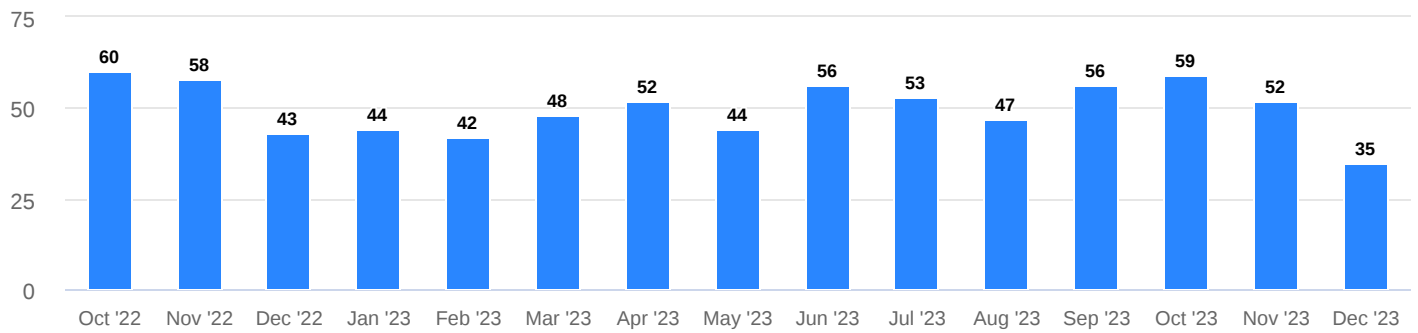


Heather Guild
REALTOR®
2145632385
heather.guild@compass.com

	DEC 2023	CHANGE FROM NOV 2023	CHANGE FROM DEC 2022
Homes sold	9	↓36%	↓10%
Homes for sale	35	↓33%	↓19%
Median days on market	28	↑17%	↓50%
Median price per square foot	\$481	↑4.1%	↑14%
Months of inventory	3.9	↑4.7%	↓9.6%
Median sold price	\$3,589,000	↑116%	↑84%
Homes under contract	10	↓17%	↑43%

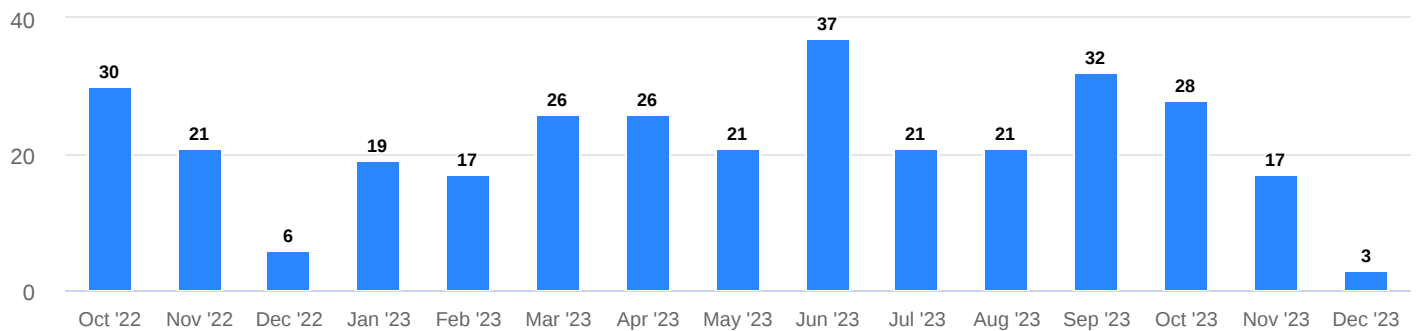
Homes for sale

Number of homes listed for sale, end of month



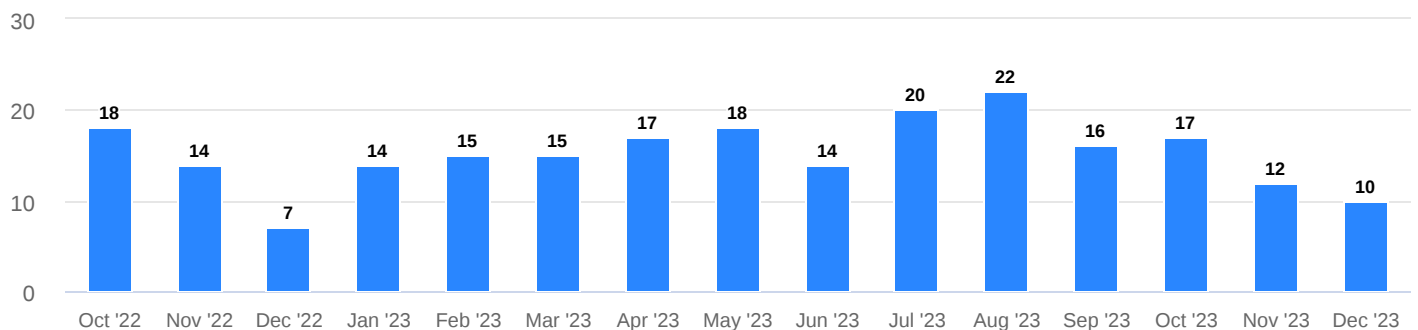
New listings

Number of homes newly listed for sale, during the month



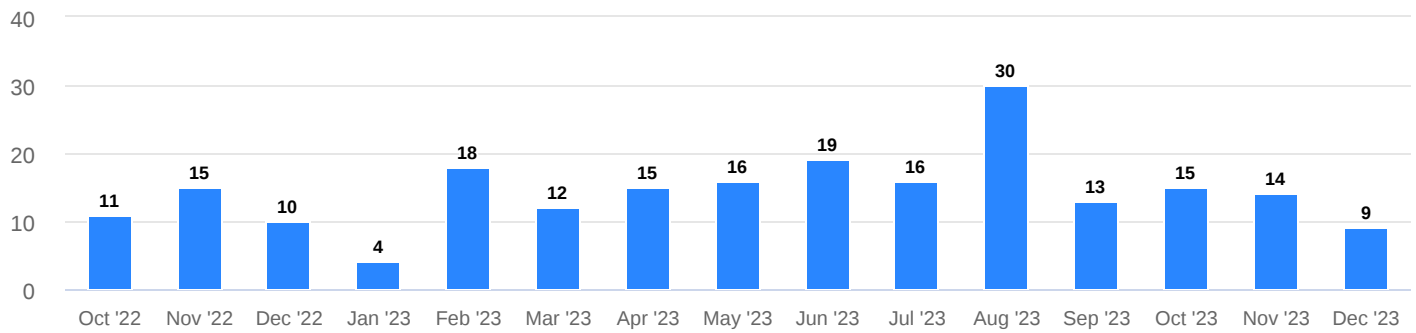
Homes under contract

Number of homes that went into contract



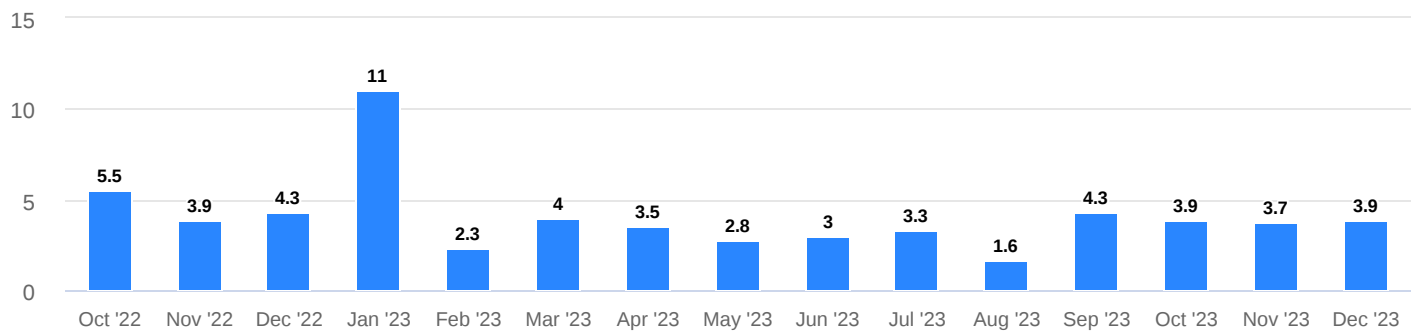
Homes sold

Number of homes sold



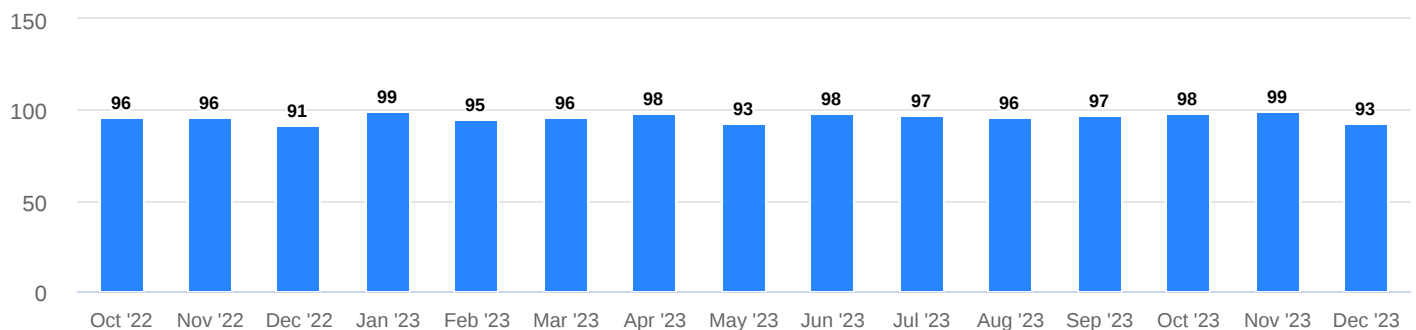
Months of inventory

Months of inventory based on sold listings



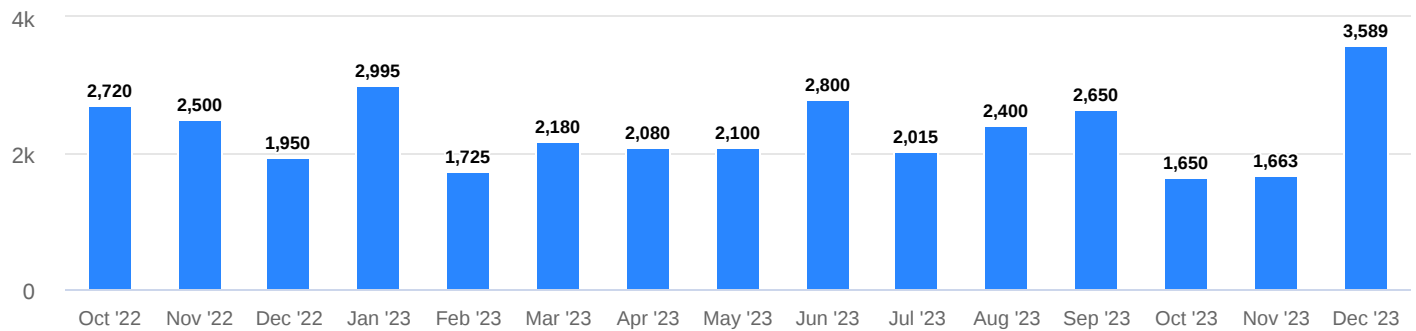
Sold/List Price %

Sold price/original list price %



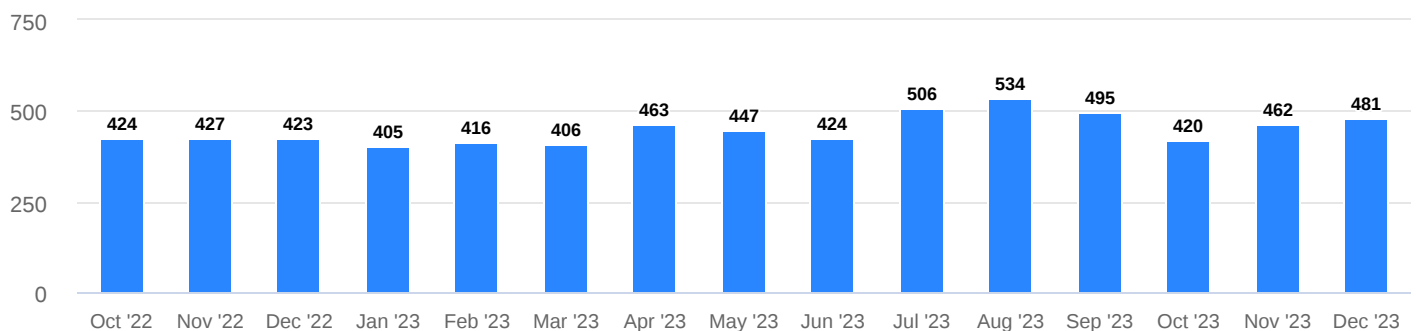
Median sold price

Median price of sold homes (in 1000s)



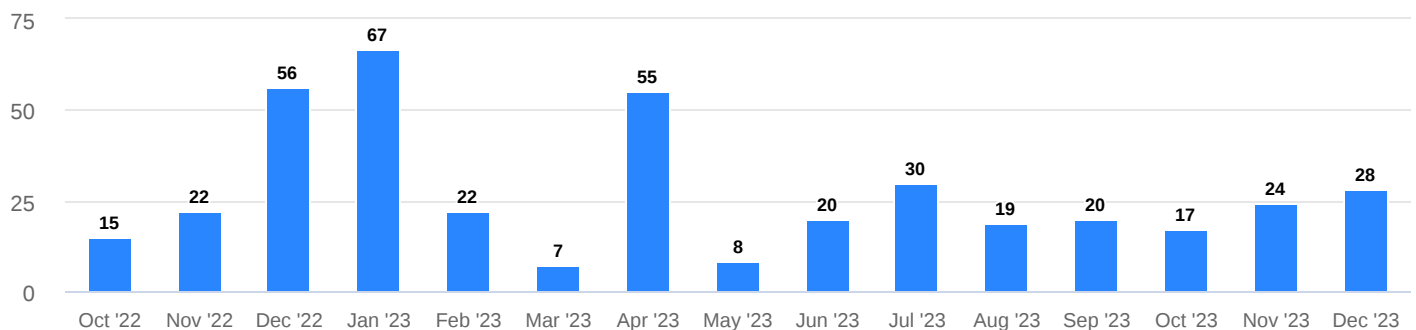
Median price per square foot

Median price per square foot of sold homes



Median days on market

Median days on market of sold listings



Compass RE Texas, LLC is a real estate broker licensed by the State of Texas, and makes no representations or warranties, express or implied, with respect to current or future market conditions, or prices of residential properties at the time of this report or in the future. All information herein is intended for informational purposes only and no warranty, express or implied, is made or should be assumed regarding the accuracy, adequacy, completeness, legality, reliability, merchantability or fitness for a particular purpose of any information, in whole or in part, contained herein. Compass shall not be deemed to be providing legal, accounting or other professional services. This is not intended to solicit the purchase or sale of any property. Equal Housing Opportunity. Report published based on the following data sources: dallas_ntreis_replacement, ntreis_rets, dallas_gtar, austin_wacorealtors. The report includes data from the Dallas-Fort Worth region, and the following counties: Dallas County, with the following property types: Single Family; over the last 15 months preceding January 22nd, 2024.